

LICENSING AND REGULATION COMMITTEE

9 June 2011

REVIEW OF FARES FOR HACKNEY CARRIAGES

REPORT OF HEAD OF LEGAL SERVICES

Contact Officer: Carol Stefanczuk Tel No: 01962 848 188

RECENT REFERENCES:

[LR 347](#) – Review of Fares for Hackney Carriages, 1 December 2010

[LR 285](#) - Review of Fares for Hackney Carriages, 3 December 2008

[LR 263](#) - Review of Fares for Hackney Carriages, 5 February 2008

EXECUTIVE SUMMARY:

Hackney Carriage fares were last reviewed by the Licensing and Regulation Committee on 1 December 2010. Members resolved that there should be no increase in the maximum fares for Hackney Carriages, nor any increase in the waiting times, nor extra charges, except for an increased fouling charge set at a maximum of £75. Members also resolved that the Hackney Carriage fares be reviewed again at this meeting of the Licensing and Regulation Committee.

The current fares, excluding the fouling charge, are those that took effect on 1 March 2008.

The maximum fares for Hackney Carriages are set by the Council and have regard to the underlying inflation rates, changes to costs incurred by hackney carriage owners and the consequences to their paying passengers.

Appendix 3 sets out 6 possible proposals for consideration, should the Committee deem a fare increase to be appropriate at this time.

Appendix 4 shows a comparison of fares with other Councils locally and nationally.

RECOMMENDATIONS:

- 1 That consideration be given as to whether the maximum fares of hackney carriages should be or should not be varied at this time.
- 2 That if it is considered that the fares should be varied, then subject to the statutory requirements for advertising and dealing with objections, fares which may be charged by hackney carriages in the area of Winchester City Council be varied, with effect from 4 July 2011.

LICENSING AND REGULATION COMMITTEE

9 June 2011

REVIEW OF FARES FOR HACKNEY CARRIAGES

REPORT OF HEAD OF LEGAL SERVICES

DETAIL:

- 1 Introduction
- 1.1 The maximum fares for hackney carriages in this district are set by this Council. The last increase in hackney carriage fares took effect on 1st March 2008. There was an increase in the fouling charge only, which took effect on 1st February 2011 ([LR 347](#) refers).
- 1.2 Members have since reviewed the fares at the Licensing and Regulation Committee held on 3 December 2008 and again on 1 December 2010 and on both occasions resolved that there should be no increase in the maximum fares at that time.
- 1.3 The scheduled Licensing and Regulation Committee on 10 June 2009 was cancelled due to the majority of the trade not wishing to ask for an increase at that time.
- 1.4 When considering whether there should be an increase in the fares, the Council considers the underlying inflation rates, changes to costs incurred by the hackney carriage owners and the consequences to fare paying passengers.
- 1.5 A letter was sent to all hackney carriage drivers and the directors of City Taxis, Wessex Cars and Wintax for their views on whether they would like a fare increase this year.
- 1.6 In the past couple of years, many drivers have been reluctant to ask for an increase due to concerns that it may "kill off" the trade, which was already declining.
- 1.7 This year alone has seen a significant increase in fuel and insurance prices which a majority of the trade feels has given them no choice but to ask for an increase at this time.

2 Current Fares

2.1 The current fares are:-

Distance

For the first 660 yards (603 metres) of part thereof (minimum charge) £2.40
For each succeeding 180 yards (165 metres) or part thereof 20p

Waiting Time

For each period of 1 minute 25p

Extra Charges

For each hiring which commences between 11pm and 6am or at any time on Bank and Public Holidays or after 6.30pm on Christmas Eve and New Year's Eve, or at any time on 26 December from 6am, or at any time on 1 January from 6am an additional 50% is added to the above rate of fare.

For each hiring on Christmas Day or at any time until 6am on Boxing Day an additional 100% is added to the above rate of fare.

Fouling Charge: a maximum of £75.00

- 2.2 This rate of fare produces a daytime rate of £3.80 for the first mile and approximately £2.00 for each subsequent complete mile. 50% is added to the fares at night (11pm to 6am) which produces a current rate of £5.70 for the first mile and approximately £3.00 for each subsequent complete mile.

3 Increases in Costs

- 3.1 The current underlying inflation rate (RPI percentage change) is 5.2%.
- 3.2 The licensing fees for Hackney Carriages, set by this Council, were last increased by approximately 3% with effect from 1 April 2011.
- 3.3 Consultation with Westminster Insurance (one of the main specialist providers of taxi insurance for many Winchester drivers), revealed that insurance premiums have increased by a minimum of 25% since January 2011, some by as much as 40%, depending on circumstances.
- 3.4 The cost of diesel and unleaded fuel has increased monthly since December 2010. In January 2011, prices were increased by approximately six pence per litre to 133.1 pence per litre for diesel, and 128.9 pence per litre for unleaded petrol. Prices were then increased by a further four pence per litre in March 2011 to 139.4 pence per litre for diesel and 133.6 pence per litre for unleaded petrol. (Figures are averages for the South East taken from theaa.com).

- 3.5 As a comparison to fuel prices a year ago, in May 2010 the cost of diesel was at 123.3 pence per litre and unleaded petrol was 122.1 pence per litre. (Figures are averages for the South East taken from theaa.com).
- 3.6 A search on *petrolprices.com* on 25 May 2011 for the Winchester area shows the average price for diesel was 142.5 pence per litre and unleaded 137.3 pence per litre.
- 3.7 It is impossible to give reliable figures on the costs which drivers incur, given drivers' wide variety of work and hours but the following information might be helpful:-
- a) Fuel – 50,000 miles per year would cost approximately £6,440 (based on 50 mpg for a diesel vehicle), compared to £5,571 in December 2010.
 - b) Insurance – varies between £1,100 and £5,000 depending on any no claims bonus.
 - c) Maintenance – servicing every six weeks – approximately £1,187 (inflation at 5.2%)
 - d) Finance - £250 to £600 per month to finance a new vehicle depending on size and type.

4 Consultations with the Taxi trade

- 4.1 On 4 May 2011 the Licensing Manager wrote to all hackney carriage drivers and directors of City Taxis, Wessex Cars and Wintax to ask if they would like an increase in the fares.
- 4.2 Of the 150 drivers consulted 56 replied. 54 of these asked for an increase in fares this year. (Reponses can be found at Appendices 1 and 2).
- 4.3 One of the private hire operators in Winchester, Wessex Cars, requested an increase in the pull off charge and a slight reduction in yardage distance. (See Column 5 of Appendix 3)
- 4.4 Drivers who commented stated that they wished to have an increase because of the increase in the cost of everything else. As mentioned in section 3 above, fuel, insurance and servicing costs have all increased as has the cost of living.
- 4.5 Some suggestions by drivers included increasing the fare for short journeys, so that the minimum cost would be £4 for the first mile. Other drivers asked for a change in the yardage, either to shorten the subsequent yardage so that the meter ticks over more frequently or to increase the amount per subsequent yardage. Another driver has asked for an increase in fares during the day only.

- 4.6 Appendix 3 sets out some proposals as to how changes suggested by the drivers could affect fares over distances of 1, 2, 3, 4, 5 and 10 miles.
- 4.7 Two drivers did not request an increase at this time. One commented that although costs have increased to the drivers, an increase in fares might result in a loss of business.

5 Comparisons and Possible Options

- 5.1 Appendix 3 shows 'The National League Tables Averages And By Area', taken from the May 2011 'Private Hire and Taxi Monthly', a trade magazine showing most of the Hampshire Local Authorities' positions in a 'league table'. The league table positions are ranked in order of the cost of a two mile journey at tariff one (daytime between 0600 and 2300). The table shows that Winchester is currently 117th nationally, with Eastleigh (32nd), Hart (36th), New Forest (66th), Southampton (71st), Basingstoke and Deane (91st) and Portsmouth (108th) above Winchester in the league table as their two mile fare is more expensive than that of this Council, ranging from £6.00 (Eastleigh) and £5.60 (Winchester).
- 5.2 During the last review of fares in December 2010, Winchester was 93rd in the league table, according to the November 2010 edition of 'Private Hire and Taxi Monthly'.
- 5.3 The national average one mile fare at tariff one (between 0600 and 2300) is £3.49. The average for the South is £3.83. In Winchester it is currently £3.80.
- 5.4 The national average one mile fare at tariff two (where 50% is added to the fare between 2300 and 0600) is £4.63. The average for the South is £5.34. In Winchester it is currently £5.70.
- 5.5 Appendix 3 sets out 6 possible options for increases. It should be noted that the figures show the actual meter reading at the distances shown for each proposal. The "start fare" is shown on the meter before the taxi moves and changes before the start of the next distance. Using the existing fares by way of example, £2.40 is shown on the meter as soon as the vehicle is hired; an additional 20p is shown on the meter after 660 yards and another 20p is added after the next 180 yards and after each subsequent 180 yards. The 6 proposals set out the increase, compared with the existing maximum fares for this Council District, at distances of 1 mile, 2 miles, 3 miles, 4 miles, 5 miles and 10 miles, together with the percentage increase in cost. The proposals compare possible increases which would be shown on the taximeter at the distances shown and the percentage increase is calculated to one decimal point.
- 5.6 In the event of any variation to the existing fares, statutory provisions require a public notice to be advertised in the local press, and representations invited. Representations can be made by any person, including members of the public and taxi drivers. Any representations made within 14 days must be considered by the Council before the variation is implemented, and it would normally

therefore be necessary to bring a further report to Committee for any representations to be considered.

6 Issues for Consideration

6.1 **Is it appropriate to increase the maximum fare for hackney carriages?**

Members may wish to consider the changes in costs to the taxi trade over the last year and the consequent increase in cost to the public.

6.2 **If it is considered there should be no increase on this occasion when should the matter next be reviewed?**

Members might consider that if fares are not increased on this occasion that they should be reviewed in six months time.

6.3 **If it is considered that it is appropriate to increase the fares how is this to be achieved?**

Appendix 3 sets out 6 proposals as to how an increase could be achieved.

6.4

Column 1 of Appendix 4 shows the positions of the listed authorities in a league table of fares according to the national taxi trade magazine, 'Private Hire and Taxi Monthly'. Winchester is shown in this table as 117th out of 380. Copies of 'Private Hire and Taxi Monthly' will be available for scrutiny at the meeting.

6.5 **Should there be any changes to the existing "Waiting Time" Charge?**

There have been no requests seeking any change to the waiting time charge. This charge was changed in 2005 from 20 to 25 pence per minute. It may be considered that it is inappropriate, on this occasion, to increase this charge.

6.6 **Should there be any changes to the existing "Fouling Charge"?**

The last increase in the fouling charge, from £40 to a maximum of £75, took effect from 1st February 2011. The trade are not seeking to amend this and officers consider it inappropriate to make any changes at this time.

6.7 **Should there be any changes to the existing "Extra Charges"?**

There have been no requests from the trade this year for any changes and officers do not consider any changes under this heading are required.

OTHER CONSIDERATIONS:

7 SUSTAINABLE COMMUNITY STRATEGY AND CHANGE PLANS (RELEVANCE TO):

7.1

The report concerns issues which relate to the Outcomes of Active Communities and Prosperous Economy.

8 RESOURCE IMPLICATIONS:

- 8.1 Amending fares requires approximately four officer-days to re-check meters once the new fares have been set on them.
- 8.2 In addition, there is a requirement to advertise the fares, at a cost of approximately £100 plus VAT.

9 RISK MANAGEMENT ISSUES

- 9.1 There is a risk of the availability of taxis and private hire services reducing if fares are not set at an economic level and drivers are unable to continue.
- 9.2 Conversely, if fares are set too high, the result may be that the public are unable to afford taxis and private hire vehicles, with a negative impact on the Sustainable Community Strategy objectives set out above.

BACKGROUND DOCUMENTS:

None

APPENDICES:

- Appendix 1 Replies from the trade, voting yes to an increase, with comments. Note – there were an additional 35 replies from the trade that had no comment. These have not been reproduced for the Committee to save paper, but are available from the Licensing Team upon request.
- Appendix 2 Replies from the trade, voting no to an increase.
- Appendix 3 Table showing proposals for an increase.
- Appendix 4 Fare comparisons taken from 'Private Hire and Taxi Monthly'.

Name: Mr Imdadur Rahman Khan

Badge No.: 882

Signature: _____

I would like an increase in hackney carriage fares

YES NO

Comments or suggestions:

*Running a taxi is very expensive
now-a-days.*



Name: Mr Farooq Ahmed

Badge No.: 657

Signature: _____

I would like an increase in hackney carriage fares

YES

NO

Comments or suggestions:

FUEL HAS GONE UP.
COUNCIL FEES HAVE UP.
INSURANCE IS UP.
PRETTY MUCH EVERYTHING HAS GONE UP.

SOLUTIONS

09 MAY 2011

SOLUTIONS

09 MAY 2011

Name: Mr Attilio Anthony John Wagstaffe

Badge No.: 292

Signature: _____

I would like an increase in hackney carriage fares

YES

NO

Comments or suggestions:

Pull off to be £4.00 minimum
£6.00 at 1.5 tariff?

But not on the mileage after the
Pull off. in other words the first part
of any journey which is not viable.

Fuel is mostly used up on short journeys
as the engine is not warmed up to optimum
efficiency, therefore more costly than longer
journeys from an economic point of view

Long journeys are a rarity these days
Fuel is used up at a premium which is
more difficult to sustain

All the rubbish about doing airports at
cut price makes sense as vehicle is running
at optimum efficiency thus saving on fuel.

P.T.O.

All the old folk say they would be willing to pay the extra on short journeys, so well understand where we are coming from. Some share a taxi which makes it cheaper than a bus.

It's quite often the (in fact those who can't afford it) who give a little bit extra on top of the metered fare. The really well off rarely tip. ----- !!

Work is not exactly forthcoming at present as we expected. The fuel situation is not helping in the least, so in fact compounds difficulties that much more.

Please bear in mind that most of us are earning around £4.00 an hour at present after overheads are subtracted.

Would you accept that?

I have noted that £6 pull offs are becoming the norm for most affluent towns & cities as is seen in Private Hire Monthly Fares chart across the U.K.

Name: Mr Roy Leslie Webster

Badge No.: 305

Signature: _____

I would like an increase in hackney carriage fares

YES NO

Comments or suggestions:

30 OR 40 PENCE OVER A SMALL JOURNEY
A 50 PENCE OVER A LONGER JOURNEY NOT
SO MUCH OTHER WAYS WE WILL LOSE ALL
OUR CUSTOMERS & REVENUE

9/5/11



Name: Mr Stephen Michael Furness

Badge No.: 720

Signature: _____

I would like an increase in hackney carriage fares

YES

NO

Comments or suggestions:

In my opinion the Pull of 20^p up
and 20^p per min. as we ~~have~~ not had a rise
in 4 yrs + and price of fuel has gone up
at least 25%.

I think that this might help.

Yours
Steve



Name: Mr Liaqat Tahir

Badge No.: 768

Signature: _____

I would like an increase in hackney carriage fares

YES

NO

Comments or suggestions:

YES We ~~def~~ definitely need an increase in fare. Because the fuel prices are gone too high and we are suffering and are hardly surviving and more than 60% of income is going in ~~our~~ expenses and there is no work we are waiting 2 to 3 hours on rank before each job, and sometimes after all that wait we get a job of £3.60 to Wunnall or Highcliffe. I hope you will understand our concerns.



Name: Mr James Joseph Hammond

Badge No.: 893


Signature: _____

I would like an increase in hackney carriage fares

YES NO

Comments or suggestions:

put the the yard up not the pullover



Name: Mr Angus Foster

Badge No.: 73

Signature: _____

I would like an increase in hackney carriage fares

YES

NO

Comments or suggestions:

AN INCREASE IN THE PULL OFF CHARGE IS NOT RECOMMENDED.

I WOULD RECOMMEND A CHANGE IN THE YARDAGE ONLY.



Name: Mr Brian Stephen Cleave

Badge No.: 584

Signature: _____

I would like an increase in hackney carriage fares

YES NO

Comments or suggestions:

The majority of people we pick up are surprised that we haven't had an increase already with the cost of fuel as it is



Trading Standards
Approved




Tel: 01962 877749

Fax: 01962 811140

email: wessexcars@btconnect.com

Web: www.wessexcars.com

text-a-taxi: 07990 51 41 31



Carol Stefanczuk
Winchester City Council
Colebrook Street
Winchester
Hampshire
SO23 9LJ

11th May 2011

Ref: Hackney Carriage Fares

Dear Carol,

Further to your recent letter to all drivers regarding a possible rate increase. We have consulted all our Hackney and Private Hire drivers and we would like to put forward a proposal as below.

PROPOSAL	Current	%age increase	2	%age increase
Pull Off Charge	£2.40		£2.80	16.7%
Pull Off Distance	660		660	
Yardage distance	180		170	
Yardage rate	£0.20		£0.20	
1 mile fare	£3.80		£4.20	10.5%
2 mile fare	£5.60		£6.20	10.7%
3 mile fare	£7.60		£8.40	10.5%
4 mile fare	£9.60		£10.40	8.3%
5 mile fare	£11.60		£12.40	6.9%
10 mile fare	£21.40		£22.80	6.5%

We would like the Council to consider this proposal at the meeting on Thursday June 9th.

Yours sincerely

Paul Smith
Managing Director

Unit 3 Scylla Industrial Estate
Winnall Valley Road
Winchester
Hampshire
SO23 0LD

Chairman K Smith MCIM • DIRECTORS • P N Smith (Managing) • M K Smith • T C Pyrah

SOLUTIONS

13 MAY 2011

Name: Mr Aftab Rafique

Badge No.: 696

Signature: _____

I would like an increase in hackney carriage fares

YES

NO

Comments or suggestions:

I think its about time
Everything else HAS gone up.



Name: Mr Wayne Colebrook

Badge No.: 783

Signature: _____

I would like an increase in hackney carriage fares

YES

NO

Comments or suggestions:

Dear hie Comm

Whilst it lovely to subsidise the travelling public for another year (4) the price of FUEL - INSURANCE - REPAIRS - ETC has since the last increase gone up by 30% - 40%.

Also in the Taxi Leavge Position we are in danger of dropping out of Premier DIV - 2nd DIV TAXI AREA. Winchta is not a 2nd DIV city.

Its all about standards & Prestige.

✓ Mr W. COLEBROOK

SOLUTIONS

Name: Mr Asllan Zela

16 MAY 2011

Badge No.: 135

Signature: _____

I would like an increase in hackney carriage fares

YES

NO

Comments or suggestions:

Everything has gone up. The council wants more money for licences and things like that.


Yes of course we need a pay increase, that is the main issue we have. Fuel has gone up by 70% insurance has gone up etc.

You need us to buy less than 3 years old car when we first join the taxi or when we need to replace our existing one.

Council should look very carefully what they are doing, they are driving people out of work.

I have more comments to make but I would like ~~to~~ speak there.

Thank you



Name: Mr Steven Roger Eckton

Badge No.: 549

Signature: _____


I would like an increase in hackney carriage fares

YES

NO

Comments or suggestions:

Reduce yardage on pull off = 1st mile £4.00
and increase 20p a mile.



Name: Mr Zaheer Islam

Badge No.: 740

Signature: _____

I would like an increase in hackney carriage fares

YES

NO

Comments or suggestions:

ITS TIME TO INCREASE HACKNEY fares, because
IN past years fuel price have RISED alot, plus
INSURANCE ALSO have RISED.

THANKYOU

ZAHIER ISLAM

Name: Mr Behzat Mersin

Badge No.: 909

Signature: _____

I would like an increase in hackney carriage fares

YES

NO

Comments or suggestions:

SOLUTIONS

18 MAY 2011

There has not been an increase in taxi fares during the past three years.

In the mean time there have been increases in fuel, repair costs, Insurance, Licensing fees, Medical check up fee, train and bus fares, parking fees food and clothing. Therefore, I believe there should be increase in taxi fares as well.

Name: Mr Anthony John Blake

Badge No.: 511

Signature: _____

I would like an increase in hackney carriage fares

YES

NO

Comments or suggestions:

*As with fuel increases and lack of customers I think
that a small rise would benefit all drivers.*

Yours Sincerely Tony Blake

SOLUTIONS
10 MAY 2011



Name: Mr Mohammad Fiaz

Badge No.: 774

Signature: _____

I would like an increase in hackney carriage fares

YES NO

Comments or suggestions: *Increase fares only day time.*

SOLUTIONS

24 MAY 2011

Name: Mr Timothy King

Badge No.: 693

Signature: _____

I would like an increase in hackney carriage fares

YES

NO

Comments or suggestions:

I would strongly request a rise in fares to match increases over the last 4 years since the last very small increase. This would help to cover the increased costs this business has to meet such as:

1. Fuel increase of about 50% since 2006.
2. Vehicle excise duty £750 p.a for new vehicles and £425 subsequent years.
3. Licencing costs & testing. - Council has increased these charges
4. Insurance costs up by 15% this year.
5. Working increased hours may be reducing the safety of travelling by taxi.
6. More buses which are subsidised but with which we have to compete. And empty buses are less environmentally so - cl. 20
Just a few issues.

-----Original Message-----

Sent: 25 May 2011 11:35

To: Carol Stefanczuk

Subject: Taxi Fare Increase

Barry Hussey

Badge No 649

I am FOR a fare increase this year,

My Suggestion is :-

£2.40 for the first 400 yards and 20p for each 170 yards thereafter.

Giving costs of

1 mile. £4.00

2 miles. £6.00

3 miles. £8.00

5 miles. £12.20

10 miles. £22.60

Regards

Barry Hussey

Sent using BlackBerry® from Orange

This message has been scanned for viruses by BlackSpider MailControl -
www.blackspider.com

SOLUTIONS

13 MAY 2011

Name: Mr Raja Saghir Asger Ahmed

Badge No.: 857

Signature: -

I would like an increase in hackney carriage fares

YES NO

Comments or suggestions: Although the price of fuel has seen a 40% increase over the last year, I feel that an increase in fares will result in loss of business and more taxis on streets of Winchester.

Sincerely

Name: Mr Anthony Charles Mottram

Badge No.: 172


Signature: _____

I would like an increase in hackney carriage fares

YES

NO

Comments or suggestions:



Fares calculator May 11

PROPOSAL	Current	1	%age increase	2	%age increase	3	%age increase	4	%age increase	5	%age increase	6	%age increase
Pull Off Charge	£2.40	£2.60		£2.80		£2.40		£2.40		£2.80		£2.40	
Pull Off Distance	660	660		660		660		420		660		400	
Yardage distance	180	180		180		160		180		170		170	
Yardage rate	£0.20	£0.20		£0.20		£0.20		£0.20		£0.20		£0.20	
1 mile fare	£3.80	£4.00	5.3%	£4.20	10.5%	£3.80	0.0%	£4.00	5.3%	£4.20	10.5%	£4.00	5.3%
2 mile fare	£5.60	£5.80	3.6%	£6.00	7.1%	£6.00	7.1%	£6.00	7.1%	£6.20	10.7%	£6.20	10.7%
3 mile fare	£7.60	£7.80	2.6%	£8.00	5.3%	£8.20	7.9%	£7.80	2.6%	£8.40	10.5%	£8.20	7.9%
4 mile fare	£9.60	£9.80	2.1%	£10.00	4.2%	£10.40	8.3%	£9.80	2.1%	£10.40	8.3%	£10.40	8.3%
5 mile fare	£11.60	£11.80	1.7%	£12.00	3.4%	£12.60	8.6%	£11.80	1.7%	£12.40	6.9%	£12.40	6.9%
10 mile fare	£21.40	£21.60	0.9%	£21.80	1.9%	£23.60	10.3%	£21.60	0.9%	£22.80	6.5%	£22.80	6.5%

	COUNCIL	TARIFF ONE					RUNNING MILE	TARIFF TWO					RUNNING MILE	EXTRA for NIGHTS	START DATE
		FLAG	1 MILE	2 MILES	5 MILES	10 MILES		FLAG	1 MILE	2 MILES	5 MILES	10 MILES			
1	COLCHESTER	£2.60	£4.70	£6.80	£10.70	£17.30	1.30*	£3.40	£5.80	£8.80	£14.20	£22.90	1.73*	33.08%	Aug-08
2	LUTON (AIRPORT)	£4.00	£4.90	£6.70	£12.10	£21.20	£1.81	£5.00	£6.10	£8.40	£15.30	£26.80	£2.30	27.07%	Apr-09
3	ADUR	£2.80	£4.40	£6.60	£13.20	£24.20	£2.20	£3.80	£5.40	£7.60	£14.20	£25.20	£2.20	£1	Oct-08
4	CARADON	£3.00	£4.60	£6.60	£12.60	£22.60	£2.00	£3.60	£5.52	£7.92	£15.12	£27.12	£2.40	20%	Sep-08
5	LONDON	£2.20	£4.20	£6.60	£13.80	£29.80	£2.40	£2.20	£5.60	£9.20	£20.00	£37.20	£3.60	50.0%	Apr-11
6	TUNBRIDGE WELLS	£4.00	£4.00	£6.60	£14.40	£27.40	£2.60	£6.00	£9.90	£21.60	£41.10	£3.90	50%	Jan-11	
7	ARUN	£2.50	£4.20	£6.40	£13.00	£24.00	£2.20	£3.75	£6.30	£9.60	£19.50	£36.00	£3.30	50%	Apr-11
8	EPSOM & EWELL	£2.20	£4.20	£6.40	£13.00	£28.00	£2.24	£2.20	£5.40	£8.80	£19.00	£35.20	£3.42	52.5%	Apr-09
9	HERTSMERE	£2.20	£4.20	£6.40	£13.20	£26.40	£2.25*	£2.20	£4.60	£7.40	£15.80	£31.60	2.77*	23.11%	Aug-10
10	MID SUSSEX	£2.80	£4.40	£6.40	£12.40	£22.40	£2.00	£4.20	£6.60	£9.60	£18.60	£33.60	£3.00	50%	Apr-11
11	SOUTH GLOUCESTER	£2.40	£4.20	£6.40	£12.40	£22.40	£2.01	£3.65	£5.45	£7.65	£13.65	£23.65	£2.01	£1.25	Apr-10
12	WATFORD	£2.20	£4.20	£6.40	£13.00	£27.80	£2.20*	£2.00	£5.40	£9.00	£19.60	£34.00	3.54*	60.91%	Feb-10
13	HARROGATE	£3.10	£4.50	£6.30	£11.50	£20.30	£1.75	£4.65	£6.75	£9.45	£17.25	£30.45	£2.63	50%	Apr-11
14	FOREST OF DEAN	£2.22	£3.57	£6.27	£14.37	£27.87	£2.70	£2.80	£4.25	£7.15	£15.85	£30.35	£2.90	7.4%	Apr-11
15	BATH & N.E.SOMERSET	£2.60	£4.20	£6.20	£12.00	£24.00	£1.92*	£3.60	£5.20	£7.20	£13.00	£25.00	£1.92*	£1	Dec-10
16	DARTFORD	£2.20	£4.00	£6.20	£12.60	£27.00	£2.15	£2.20	£4.80	£7.60	£16.20	£31.40	£2.86	33.19%	Nov-09
17	READING	£2.20	£4.00	£6.20	£13.20	£24.80	£2.32*	£3.20	£5.20	£7.40	£14.80	£27.80	2.60**	12.06%	Nov-08
18	ROTHER	£2.40	£4.20	£6.20	£12.20	£22.20	£2.00	£3.60	£6.30	£9.30	£18.30	£33.30	£3.00	50%	Apr-11
19	TAUNTON DEANE	£2.40	£4.00	£6.20	£12.80	£23.80	£2.20	£3.60	£6.00	£9.30	£19.20	£35.70	£3.30	50%	Nov-10
20	WEST BERKSHIRE	£2.50	£4.20	£6.20	£12.30	£22.60	£2.05	£3.50	£6.05	£9.05	£18.20	£33.65	£3.07	50%	Apr-11
21	WEYMOUTH & PORTLAND	£2.40	£4.40	£6.20	£11.60	£20.60	£1.80	£2.90	£5.20	£7.30	£13.60	£24.10	£2.10	15.00%	Mar-11
22	KERRIE	£2.78	£3.09	£6.19	£15.49	£30.99	£3.10	£5.56	£6.18	£12.38	£30.98	£61.98	£6.20	100%	Jan-11
23	JERSEY	£2.50	£4.30	£6.10	£11.50	£20.80	£1.83	£2.70	£5.10	£7.80	£15.90	£29.40	£2.69	47.45%	Jun-10
24	MOLE VALLEY	£3.90	£3.90	£6.10	£12.10	£22.10	£2.01	£5.85	£5.85	£9.15	£18.15	£33.15	£3.02	50%	May-11
25	SWINDON	£2.90	£4.30	£6.10	£11.30	£21.70	£1.75*	£3.50	£4.90	£6.70	£11.90	£22.30	£1.75*	60p	Sep-08
26	VALE OF WHITE HORSE	£3.50	£4.10	£6.10	£12.10	£22.10	£2.00	£4.65	£5.55	£8.55	£17.55	£32.55	£3.00	50%	Oct-08
27	SOUTH SOMERSET	£3.00	£3.88	£6.08	£12.68	£23.68	£2.20	£4.50	£5.82	£9.12	£19.02	£35.52	£3.30	50%	Sep-08
28	SEVENOAKS	£3.50	£3.92	£6.02	£12.32	£22.82	£2.10	£5.30	£5.72	£7.82	£14.12	£24.62	£2.10	£1.80	Nov-08
29	BRIGHTON & HOVE	£2.60	£3.80	£6.00	£12.60	£23.60	£2.20	£3.60	£4.80	£7.00	£13.60	£24.80	£2.20	£1	Aug-10
30	CAMBRIDGE	£2.40	£4.20	£6.00	£11.20	£20.00	£1.76	£3.40	£5.20	£7.00	£12.20	£21.00	£1.76	£1	Aug-10
31	CANTERBURY	£2.60	£4.20	£6.00	£11.40	£20.40	£1.80	£3.90	£6.30	£9.00	£17.10	£30.60	£2.70	50%	Oct-08
32	EASTLEIGH	£2.70	£4.30	£6.00	£11.10	£19.60	£1.70	£2.90	£5.10	£7.50	£14.70	£26.70	£2.40	41.18%	Apr-10
33	EXETER	£2.20	£4.00	£6.00	£12.00	£22.00	£2.00	£2.75	£5.00	£7.50	£15.00	£27.50	£2.50	25%	Nov-08
34	GRAVESHAM	£2.40	£4.00	£6.00	£12.00	£26.00	£2.00	£3.60	£6.00	£9.00	£18.00	£39.00	£3.00	50%	Apr-09
35	GUERNSEY	£3.00	£4.20	£6.00	£11.40	£20.40	£1.80	£4.20	£5.80	£8.20	£15.80	£28.40	£2.51	39.44%	Aug-10
36	HART	£2.60	£3.80	£6.00	£12.60	£23.60	£2.20	£3.90	£5.70	£9.00	£18.90	£35.40	£3.30	50%	Dec-10
37	LEEDS	£2.20	£4.00	£6.00	£10.00	£17.40	£1.50**	£3.00	£4.80	£6.80	£10.80	£18.20	£1.50**	80p	May-08
38	MAIDSTONE	£2.80	£4.00	£6.00	£12.00	£22.00	£2.00	£4.20	£6.00	£9.00	£18.00	£33.00	£3.00	50%	Dec-10
39	NORTH HERTS	£3.40	£3.90	£6.00	£12.20	£22.60	£2.07	£5.10	£5.85	£9.00	£18.30	£33.90	£3.11	50.24%	Sep-08
40	NORTH WILTSHIRE	£2.60	£4.00	£6.00	£12.00	£22.00	£2.00	£3.75	£5.50	£8.00	£15.50	£28.00	£2.50	25%	Feb-11
41	NORWICH	£2.80	£4.40	£6.00	£10.80	£18.60	£1.59	£3.40	£4.80	£6.60	£12.20	£21.40	£1.84	15.71%	Aug-08
42	SOUTH CAMBRIDGE	£2.40	£4.20	£6.00	£11.20	£20.00	£1.76	£3.40	£5.20	£7.00	£12.20	£21.00	£1.76	£1	Nov-10
43	STEVENAGE	£3.00	£4.00	£6.00	£12.00	£22.00	£2.00	£4.50	£6.00	£9.00	£18.00	£33.00	£3.00	50%	Apr-11
44	WEST BERKSHIRE	£2.50	£4.00	£6.00	£11.80	£21.80	£1.96	£3.00	£5.25	£8.25	£16.95	£31.65	£2.93	50%	Apr-10
45	WOKING	£3.00	£4.20	£6.00	£11.10	£21.00	£1.66	£4.00	£5.80	£8.50	£16.15	£31.00	£2.49	67%	Jul-10
46	WOKINGHAM	£3.00	£4.00	£6.00	£12.00	£22.00	£2.00	£4.50	£6.00	£9.00	£18.00	£33.00	£3.00	50%	May-10
47	BOURNEMOUTH	£2.70	£3.90	£5.90	£11.70	£21.70	£1.97	£3.60	£5.10	£7.85	£15.60	£28.85	£2.63	33.33%	Apr-11
48	CARRICK	£2.70	£3.30	£5.90	£12.90	£24.60	£2.35	£3.80	£4.80	£8.20	£18.20	£35.00	£3.35	42.55%	May-10
49	POOLE	£2.30	£3.90	£5.90	£11.70	£21.70	£1.98	£3.00	£5.00	£7.75	£15.75	£28.75	£2.63	32.83%	Apr-11
50	SWALE	£2.60	£4.10	£5.90	£11.00	£19.60	£1.71	£3.90	£6.15	£8.85	£16.50	£29.40	£2.57	50%	Oct-10
51	TONBRIDGE & MALLING	£2.90	£3.50	£5.90	£12.70	£24.10	£2.27	£4.35	£5.25	£8.85	£19.05	£36.15	£3.41	50%	Mar-11
52	YORK	£2.50	£4.20	£5.90	£11.30	£19.20	£1.79	£3.30	£5.00	£6.80	£12.20	£21.10	£1.79	80p	Apr-11
53	HARBOROUGH	£3.00	£4.10	£5.86	£11.14	£19.94	£1.76	£4.00	£5.70	£8.42	£16.58	£30.18	£2.72	54.55%	Jul-08
54	ASHFORD	£2.60	£3.80	£5.80	£11.41	£20.80	£1.89	£3.90	£5.70	£8.70	£17.10	£31.20	£2.84	50%	Apr-11
55	BIRMINGHAM	£2.00	£4.00	£5.80	£10.80	£19.40	£1.70	£2.40	£4.80	£6.80	£13.00	£23.20	£2.04	20%	Jun-09
56	BRISTOL, CITY OF UA	£2.60	£4.20	£5.80	£10.60	£18.60	£1.61	£3.40	£5.20	£7.00	£12.60	£22.00	£1.88	16.27%	Apr-11
57	CHELMSFORD	£2.80	£3.90	£5.80	£11.30	£20.40	£1.83	£3.80	£5.40	£8.20	£16.60	£30.20	£2.75	50.43%	Sep-08
58	CHELTHAM	£2.40	£4.00	£5.80	£11.20	£20.20	£1.80	£3.00	£5.00	£7.25	£14.00	£25.25	£2.25	25%	Apr-11
59	HICHESTER	£3.00	£3.80	£5.80	£11.80	£21.80	£2.00	£3.80	£5.60	£8.40	£14.00	£30.80	£2.80	40%	Mar-11
60	CHRISTCHURCH	£2.60	£3.80	£5.80	£11.60	£21.20	£1.93	£3.25	£5.25	£7.75	£15.50	£28.25	£2.57	24.90%	Jul-10
61	EAST DEVON	£2.80	£3.80	£5.80	£11.80	£21.80	£2.00	£3.60	£4.80	£7.20	£14.40	£26.40	£2.40	20%	Dec-10
62	EAST HERTS	£3.00	£3.80	£5.80	£11.40	£20.60	£1.85	£4.00	£5.20	£8.20	£16.60	£30.40	£2.78	50%	Jan-11
63	MEDWAY	£2.80	£4.20	£5.80	£10.20	£18.60	£1.60	£4.20	£6.30	£8.70	£15.90	£27.90	£2.40	50%	Jul-08
64	MENDIP	£2.60	£3.90	£5.80	£11.50	£21.00	£1.90	£3.90	£5.85	£8.70	£17.25	£31.50	£2.85	50%	Aug-08
65	MIDLOTHIAN	£2.20	£3.80	£5.80	£11.40	£21.00	£1.91	£2.70	£4.30	£6.30	£11.90	£21.50	£1.91	50p	Jan-10
66	NEW FOREST	£2.20	£3.60	£5.80	£12.80	£24.60	£2.35	£2.70	£4.80	£8.10	£18.60	£36.30	£3.52	50%	Nov-10
67	RESTORMEL	£2.80	£3.80	£5.80	£11.80	£21.80	£2.00	£4.20	£8.70	£8.70	£17.70	£32.70	£3.00	50%	Jul-08
68	SEDEGEMOOR	£2.60	£3.80	£5.80	£11.80	£21.80	£1.97	£3.90	£5.70	£8.70	£17.70	£32.40	£2.96	50%	Dec-10
69	SLOUGH	£3.00	£5.00	£5.80	£10.40	£23.60	1.76*	£4.80	£6.80	£7.80	£12.20	£23.60	1.76*	£1.80	Jul-10
70	SOLIHULL	£2.00	£4.00	£5.80	£10.80	£19.40	£1.70	£2.40	£4.80	£6.80	£13.00	£23.20	£2.04	20%	Apr-09
71	SOUTHAMPTON	£2.40	£4.20	£5.80	£10.20	£17.80	1.66*	£3.20	£5.45	£7.45	£12.95	£22.45	2.08*	25.3%	Dec-10
72	ST ALBANS	£2.50	£3.60	£5.80	£12.40	£23.40	£2.20	£3.75	£5.40	£8.70	£18.60	£35.10	£3.30	50%	Mar-11
73	TEIGNBRIDGE	£2.40	£4.00	£5.80	£11.60	£21.00	£1.90	£3.60	£6.00	£8.70	£17.40	£31.50	£2.80	50%	Apr-11
74	WAWERLEY	£3.00	£3.40	£5.80	£13.00	£25.00	£2.40	£4.50	£5.10	£8.70	£19.50	£37.50	£3.60	50%	Aug-08
75	WEST DORSET	£2.80	£3.80	£5.80	£11.80	£21.80	£2.00	£4.20	£5.70	£8.70	£17.70	£32.70	£3.00	50%</	

	COUNCIL	TARIFF ONE					RUNNING	TARIFF TWO					RUNNING	EXTRA for	START
		FLAG	1 MILE	2 MILES	5 MILES	10 MILES	MILE	FLAG	1 MILE	2 MILES	5 MILES	10 MILES	MILE	NIGHTS	DATE
79	EASTBOURNE	£2.60	£4.10	£5.70	£10.50	£20.50	£2.00*	£3.00	£4.80	£6.70	£12.40	£23.40	£2.20*	10.00%	Jul-09
80	HASTINGS	£2.80	£4.20	£5.70	£10.20	£17.70	£1.49	£3.40	£5.40	£7.60	£13.80	£24.20	£2.10	40.48%	Apr-11
81	HIGH PEAK	£2.70	£3.20	£5.70	£13.20	£25.70	£2.50	£3.60	£4.30	£7.80	£18.30	£35.80	£3.50	40%	Sep-08
82	MID DEVON	£2.30	£3.70	£5.70	£11.90	£22.10	£1.96	£3.45	£5.55	£8.55	£17.85	£33.15	£2.93	50%	Nov-10
83	MONMOUTHSHIRE	£3.00	£3.90	£5.70	£11.10	£20.10	£1.80	£3.50	£4.55	£6.65	£12.95	£23.45	£2.10	16.67%	Apr-11
84	PENWITH	£2.80	£3.70	£5.70	£11.70	£21.70	£2.00	£3.00	£4.65	£7.65	£16.65	£31.65	£3.00	50%	Apr-11
85	SALISBURY	£2.50	£3.90	£5.70	£11.10	£20.10	£1.80	£3.40	£4.90	£7.30	£14.50	£26.50	£2.40	33.33%	Aug-08
86	WELWYN HATFIELD	£2.50	£3.70	£5.70	£11.90	£22.30	£2.07	£3.75	£5.55	£8.55	£17.85	£33.45	£3.11	50%	Sep-08
87	OXFORD	£2.45	£4.45	£5.65	£9.55	£15.95	£1.29*	£2.50	£5.50	£7.30	£11.00	£17.10	£1.24*	3.86% less	Jan-11
88	TORBAY	£2.50	£3.85	£5.65	£10.90	£19.60	£1.76	£3.00	£4.80	£7.20	£14.20	£25.80	£2.35	33.52%	Jul-08
89	CHARWOOD	£3.25	£4.27	£5.63	£9.71	£16.51	£1.36	£3.75	£5.43	£7.67	£14.39	£25.59	£2.24	64.71%	Aug-10
90	ABERDEENSHIRE	£2.60	£3.60	£5.60	£11.60	£21.60	£2.00	£3.60	£4.60	£6.60	£12.60	£22.60	£2.00	£1	Aug-10
91	BASINGSTOKE & DENE	£3.00	£4.20	£5.60	£9.80	£19.80	£1.40*	£4.50	£6.30	£8.40	£14.70	£28.70	£2.10*	50%	Jan-11
92	BLACKPOOL	£2.60	£4.00	£5.60	£10.40	£18.40	£1.61	£2.60	£4.40	£6.60	£13.20	£24.20	£2.19	36.02%	May-08
93	BRENTWOOD	£2.60	£3.60	£5.60	£11.60	£21.80	£2.03	£3.20	£4.40	£7.00	£14.60	£27.20	£2.54	25.12%	Sep-08
94	CRAWLEY	£3.40	£3.60	£5.60	£12.00	£22.40	£2.10	£4.50	£4.80	£7.80	£16.80	£31.80	£3.00	42.86%	Dec-10
95	CREWE & NANTWICH	£2.20	£3.80	£5.60	£11.00	£20.00	£1.80	£2.20	£4.00	£6.00	£12.00	£22.00	£2.00	11.11%	Sep-08
96	EAST DORSET	£2.40	£3.80	£5.60	£11.20	£20.80	£1.90	£3.00	£5.00	£7.50	£15.00	£27.75	£2.54	33.68%	Mar-10
97	EAST LINDSEY	£3.00	£4.00	£5.60	£10.80	£19.20	£1.70	£4.50	£6.00	£8.40	£16.20	£28.80	£2.55	50%	Mar-11
98	GLOUCESTER	£3.00	£3.80	£5.60	£11.00	£19.80	£1.77	£4.00	£5.00	£7.40	£14.20	£25.60	£2.29	29.38%	May-10
99	GUILDFORD	£3.00	£3.80	£5.60	£11.00	£22.00	£1.82	£4.00	£5.20	£7.80	£15.10	£28.20	£2.50	37.80%	Oct-10
100	HARLOW	£2.80	£4.40	£5.60	£9.60	£16.00	£1.30	£3.00	£5.00	£6.80	£11.60	£19.80	£1.64	26%	Nov-10
101	IPSWICH	£3.00	£4.00	£5.60	£10.40	£18.40	£1.60	£3.80	£5.00	£7.00	£12.60	£22.20	£1.89	18.24%	Dec-10
102	KETERING	£2.20	£3.40	£5.60	£12.20	£23.20	£2.20	£3.30	£5.10	£8.40	£18.30	£34.80	£3.30	50%	Dec-07
103	LEWES	£2.80	£3.60	£5.60	£11.60	£21.60	£2.00	£4.40	£5.20	£7.20	£13.20	£23.20	£2.00	£1.60	Oct-10
104	MALVERN HILLS	£3.50	£3.50	£5.60	£11.90	£22.40	£2.10	£5.25	£5.25	£8.40	£17.85	£32.70	£3.05	50%	Apr-10
105	NEWCASTLE UPON TYNE	£2.40	£4.00	£5.60	£10.60	£19.00	£1.67	£2.40	£4.20	£6.20	£12.00	£21.60	£1.93	15.93%	Sep-08
106	NORTH DORSET	£2.40	£3.60	£5.60	£11.20	£20.80	£1.90	£3.00	£5.00	£7.50	£15.00	£27.75	£2.54	33.68%	Jun-10
107	NORTHAMPTON	£2.20	£3.80	£5.60	£10.60	£19.00	£1.69	£3.40	£5.00	£6.80	£12.00	£20.80	£1.74	2.96%	May-08
108	PORTSMOUTH UA	£2.20	£3.80	£5.60	£10.80	£21.60	£1.76	£2.60	£4.00	£5.60	£11.20	£21.60	£1.87	6.25%	Dec-10
109	PURBECK	£2.60	£3.20	£5.60	£12.80	£24.80	£2.40	£3.90	£4.80	£8.40	£19.20	£37.20	£3.60	50%	Sep-08
110	RUNNYMEDE	£3.20	£3.20	£5.60	£11.60	£21.60	£2.00	£4.80	£4.80	£8.40	£17.40	£32.40	£3.00	50%	Apr-08
111	SHEFFIELD	£2.60	£4.10	£5.60	£10.10	£17.90	1.53*	£3.10	£4.60	£6.10	£10.60	£18.40	1.53*	50p	Nov-10
112	SPELTORNE	£3.60	£3.60	£5.60	£11.60	£21.60	£2.00	£5.40	£5.40	£8.40	£17.40	£32.40	£3.00	50%	Aug-10
113	STOCKPORT	£2.00	£3.20	£5.60	£12.40	£24.00	£2.32	£2.60	£4.20	£7.20	£16.60	£32.00	£3.09	33%	Apr-11
114	SURREY HEATH	£3.60	£3.60	£5.60	£11.60	£21.60	£2.00	£3.60	£5.10	£8.10	£17.10	£32.10	£3.00	50%	May-08
115	TANWORTH	£2.40	£3.80	£5.60	£11.00	£20.00	£1.80	£3.60	£5.70	£8.40	£16.50	£30.00	£2.70	50%	Apr-11
116	WAVENEY	£2.60	£3.20	£5.60	£12.80	£24.80	£2.40	£3.00	£3.60	£6.60	£15.40	£30.00	£2.93	22.06%	Nov-07
117	WINCHESTER	£2.40	£3.80	£5.60	£11.60	£21.40	£1.96	£3.60	£5.70	£8.40	£17.40	£32.10	£2.90	50%	Mar-08
118	WORTHING	£3.00	£3.80	£5.60	£11.00	£20.00	£2.00	£4.00	£4.75	£7.50	£15.75	£29.50	£2.75	37.50%	Jun-10
119	WREXHAM	£3.60	£3.60	£5.60	£11.40	£21.00	£1.91	£3.96	£3.96	£6.16	£12.54	£23.10	£2.10	10%	Mar-11
120	WYRE	£2.60	£3.80	£5.60	£10.60	£19.00	£1.68	£2.70	£4.50	£6.70	£13.30	£24.30	£2.20	31.25%	Apr-11
121	ARGYLE & BUTE	£2.70	£3.70	£5.50	£10.70	£19.50	£1.76	£3.20	£4.40	£6.40	£12.60	£23.80	£2.07	17.61%	Mar-11
122	COUNTY OF HEREFORD	£2.60	£3.50	£5.50	£11.50	£21.60	£2.01	£3.90	£5.25	£8.25	£17.25	£32.40	£3.02	50%	Oct-08
123	DUDLEY	£1.50	£3.90	£5.50	£9.90	£17.50	£1.50	£2.00	£4.40	£6.00	£10.40	£18.00	£1.50	50p	Apr-08
124	DUMFRIES & GALLOWAY	£4.50	£4.50	£5.50	£11.50	£21.50	£2.00	£5.50	£5.50	£6.50	£12.50	£22.50	£2.00	£1	Jan-10
125	EAST STAFFORDSHIRE	£2.00	£3.70	£5.50	£11.10	£20.40	£1.85	£3.00	£4.70	£6.50	£12.10	£21.40	£1.85	£1	Aug-08
126	ELMBRIDGE	£3.50	£3.50	£5.50	£11.50	£21.50	£2.00	£4.50	£4.50	£7.25	£15.50	£29.25	£2.75	38%	Jan-08
127	HORSHAM	£3.40	£3.70	£5.50	£10.90	£19.80	£1.79	£5.10	£5.55	£8.25	£16.35	£29.70	£2.68	50%	Nov-08
128	LEICESTER	£2.50	£4.00	£5.50	£10.00	£17.50	£1.50	£3.00	£4.70	£6.50	£11.90	£20.90	£1.80	20%	Jan-11
129	MANCHESTER	£2.30	£3.70	£5.50	£10.90	£19.70	£1.77	£2.80	£5.00	£7.20	£14.40	£26.20	£2.35	33.16%	Apr-11
130	NUNEATON & BEDWORTH	£2.70	£3.70	£5.50	£10.90	£19.70	£1.78	£3.70	£5.20	£7.90	£16.00	£29.20	£2.67	50%	Jan-11
131	RUSHCLIFFE	£3.50	£3.50	£5.50	£9.50	£21.50	£2.00	£3.50	£3.50	£5.50	£9.50	£21.50	£2.00	NIL	May-10
132	RUSHMOOR	£2.50	£3.30	£5.50	£11.70	£23.30	2.10*	£3.70	£4.90	£8.20	£17.50	£34.90	3.09*	50%	Sep-10
133	STROUD	£2.20	£3.70	£5.50	£10.90	£19.90	£1.79	£3.00	£4.80	£6.90	£12.90	£23.10	£2.03	13.41%	Jul-08
134	THREE RIVERS	£2.60	£3.20	£5.50	£13.60	£27.00	£2.68	£3.00	£3.60	£5.90	£14.00	£27.40	£2.68	40p	Nov-10
135	TORRIDGE	£2.90	£3.50	£5.50	£11.50	£21.50	£2.00	£4.35	£5.25	£8.25	£17.25	£32.25	£3.00	50%	Apr-10
136	BRACKNELL FOREST	£3.00	£4.00	£5.40	£9.80	£17.20	£1.47	£4.50	£6.00	£8.10	£14.70	£25.80	£2.20	50%	Jul-08
137	BRAINTREE	£2.80	£3.80	£5.40	£10.10	£18.10	£1.59	£4.20	£5.70	£8.10	£15.15	£27.15	£2.38	50%	Jan-11
138	CASTLE POINT	£2.60	£3.60	£5.40	£10.80	£19.80	£1.80	£3.60	£4.60	£6.40	£11.80	£20.80	£1.80	£1.80	Nov-08
139	COVENTRY	£2.80	£3.40	£5.40	£11.40	£21.20	£1.98	£3.60	£4.20	£6.20	£12.20	£22.00	£1.98	80p	Sep-08
140	DERBY	£2.00	£3.90	£5.40	£9.90	£17.40	1.50*	£2.60	£4.40	£5.50	£10.80	£18.80	1.60*	6.86%	Sep-08
141	EAST KILBRIDE	£2.50	£3.70	£5.40	£9.40	£16.00	£1.33	£3.10	£4.30	£6.00	£10.00	£16.60	£1.33	60p	Aug-10
142	FAREHAM	£2.20	£3.80	£5.40	£10.60	£19.00	£1.69	£3.30	£5.70	£8.10	£15.90	£28.50	£2.54	50%	Oct-08
143	GOSPORT	£2.80	£3.80	£5.40	£10.00	£18.00	£1.57	£4.20	£5.70	£8.10	£15.00	£27.00	£2.36	50.00%	Aug-10
144	GREAT YARMOUTH	£2.00	£3.60	£5.40	£10.60	£19.40	£1.76	£2.40	£4.40	£7.00	£14.40	£27.00	£2.51	42.61%	May-08
145	HAVANT	£2.40	£3.60	£5.40	£10.00	£17.60	£1.53	£3.60	£5.70	£8.10	£15.00	£26.40	£2.29	50.00%	Sep-08
146	ISLE OF WIGHT	£3.00	£3.80	£5.40	£10.20	£18.20	£1.60	£6.00	£7.60	£10.80	£20.40	£36.40	£3.20	100%	Mar-10
147	LINCOLN	£2.60	£4.00	£5.40	£9.60	£16.80	£1.56	£3.40	£5.20	£7.00	£12.40	£21.40	£1.99	27.56%	Jul-08
148	MILTON KEYNES	£2.40	£3.80	£5.40	£10.20	£19.20	£1.60	£3.60	£5.00	£6.60	£11.40	£19.20	£1.60	£1.20	Apr-08
149	NEWARK & SHERWOOD	£2.40	£3.60	£5.40	£10.60	£19.40	1.75*	£3.60	£5.40	£8.10	£15.90	£29.10	2.63*	50%	Oct-08
150	NORTH WARWICKS	£2.20	£3.60	£5.40	£10.80	£19.80	£1.80	£3.00	£4.95	£7.50	£15.15	£27.90	£2.55	42%	Feb-11
151	NOTTINGHAM	£2.00	£3.60	£5.40	£10.40	£19.00	£1.69	£2.00	£3.80	£5.80	£11.40	£21.20	£1.89	11.83%	Oct-09
152	PEMBROKE	£3.00	£3.00	£5.40	£12.60	£24.60	£2.40	£4.10	£4.10	£7.10	£16.10	£31.10	£3.00	25%	Feb-08
153	RUGBY	£2.30	£3.60	£5.40	£10.70	£19.60	£1.78								

	COUNCIL	TARIFF ONE					RUNNING	TARIFF TWO					RUNNING	EXTRA for	START
		FLAG	1 MILE	2 MILES	5 MILES	10 MILES	MILE	FLAG	1 MILE	2 MILES	5 MILES	10 MILES	MILE	NIGHTS	DATE
157	SOUTHEND-ON-SEA	£2.80	£3.80	£5.40	£11.20	£22.20	£2.19*	£5.00	£6.00	£7.60	£13.40	£24.40	£2.19*	£2.20	Oct-10
158	STRATFORD ON AVON	£2.20	£3.40	£5.40	£11.40	£21.40	£2.00	£3.30	£5.10	£7.90	£16.30	£30.30	£2.80	40%	Dec-08
159	SUFFOLK COASTAL	£3.20	£4.00	£5.40	£9.20	£15.80	£1.30	£3.70	£4.70	£6.10	£10.70	£18.10	£1.50	15.38%	Nov-08
160	TEWKESBURY	£2.40	£3.40	£5.40	£11.40	£21.40	£2.00	£3.40	£4.60	£7.00	£14.20	£26.20	£2.40	20%	Sep-08
161	WEST OXFORD	£2.00	£3.60	£5.40	£10.80	£19.80	£1.80	£3.00	£5.40	£8.10	£16.20	£29.70	£2.70	50%	Sep-07
162	BROXTOWE	£2.50	£3.36	£5.36	£11.19	£20.87	£1.95	£3.10	£4.22	£6.60	£14.02	£26.06	£2.43	25%	Nov-10
163	BRADFORD	£2.00	£3.60	£5.30	£10.20	£18.50	£1.66	£2.00	£3.80	£5.60	£11.20	£20.40	£1.85	11.45%	Jan-09
164	BROMSGROVE	£3.50	£3.50	£5.30	£10.70	£19.50	£1.78	£4.50	£4.50	£6.30	£11.70	£20.50	£1.78	£1	Sep-08
165	CHESTER	£2.50	£3.90	£5.30	£9.70	£17.90	1.47*	£2.80	£4.20	£6.00	£10.80	£20.00	1.65*	12.24%	Jul-08
166	COTSWOLD	£2.80	£3.10	£5.30	£11.90	£22.90	£2.20	£3.20	£3.59	£6.19	£13.99	£26.99	£2.60	18.18%	Oct-08
167	HUNTINGDONSHIRE	£2.50	£3.90	£5.30	£9.50	£16.50	£1.40	£2.50	£4.40	£6.30	£12.00	£21.50	£1.89	31%	Jan-09
168	ISLE OF MAN	£2.50	£3.90	£5.30	£10.10	£19.30	£1.56	£3.30	£5.10	£7.30	£14.10	£27.10	£2.24	43.59%	Apr-11
169	LUTON	£3.00	£3.50	£5.30	£10.80	£19.80	£1.81	£4.00	£4.90	£7.20	£14.10	£25.60	£2.30	27.07%	Apr-09
170	NORTH SOMERSET	£2.50	£3.90	£5.30	£9.90	£17.70	£1.53	£3.30	£5.05	£6.80	£12.55	£22.30	£1.91	24.84%	Aug-10
171	RIBBLE VALLEY	£3.30	£3.30	£5.30	£11.30	£21.30	£2.00	£4.65	£4.65	£7.65	£16.65	£31.65	£3.00	50.00%	Oct-08
172	SOUTH HAMS	£2.50	£3.50	£5.30	£10.70	£19.70	£1.81	£3.30	£4.50	£6.90	£13.50	£24.70	£2.24	24.20%	Mar-11
173	TANDRIDGE	£3.20	£3.20	£5.30	£11.00	£20.30	£1.90	£3.60	£3.60	£6.30	£13.80	£26.10	£2.50	31.58%	Aug-08
174	TENDRING	£2.60	£3.80	£5.30	£9.80	£17.30	£1.50	£3.90	£5.70	£7.95	£14.70	£25.95	£2.25	50%	Aug-08
175	THURROCK	£2.30	£3.70	£5.30	£10.10	£20.90	1.63*	£3.30	£5.40	£7.80	£15.00	£29.70	2.45*	50%	Aug-08
176	VALE OF GLAMORGAN	£2.60	£3.50	£5.30	£10.70	£19.70	£1.80	£2.80	£3.85	£5.95	£12.25	£22.75	£2.10	16.67%	Aug-08
177															
178	ABERDEEN	£2.40	£3.20	£5.20	£10.80	£20.00	£1.85	£3.40	£4.20	£6.20	£11.80	£21.00	£1.85	£1	Nov-08
179	BOLTON	£2.00	£3.40	£5.20	£10.80	£20.00	£1.85	£2.60	£3.80	£6.00	£13.00	£24.80	£2.35	27.02%	Sep-08
180	BURY	£1.90	£3.10	£5.20	£11.50	£22.00	£2.10	£2.30	£3.70	£6.20	£13.70	£26.20	£2.50	19.05%	Jul-08
181	CARDIFF	£2.00	£3.60	£5.20	£10.20	£18.40	£1.64	£3.00	£4.60	£6.20	£11.20	£19.40	£1.64	£1	Dec-08
182	CARMARTHENSHIRE	£2.20	£3.20	£5.20	£11.20	£21.20	£2.00	£2.40	£3.65	£6.15	£13.65	£26.15	£2.50	25%	Aug-08
183	CHILTERN	£3.00	£3.40	£5.20	£10.80	£19.80	£1.80	£4.50	£5.10	£7.80	£15.90	£29.40	£2.70	50%	Nov-08
184	DENBIGHSHIRE	£2.10	£3.60	£5.20	£10.00	£18.00	£1.60	£2.30	£4.70	£7.10	£14.30	£26.30	£2.40	50.00%	Oct-10
185	EAST HAMPSHIRE	£2.50	£3.70	£5.20	£9.70	£17.20	£1.50	£3.75	£5.55	£7.80	£14.55	£25.80	£2.25	50%	Sep-08
186	FIFE	£2.80	£3.40	£5.20	£10.40	£19.20	£1.76	£3.50	£4.30	£6.50	£13.10	£24.10	£2.20	25%	Oct-10
187	GWYNEDD	£2.80	£2.80	£5.20	£12.40	£24.40	£2.40	£4.20	£4.20	£7.20	£18.00	£36.00	£3.60	50%	May-10
188	MID SUFFOLK	£2.80	£3.80	£5.20	£9.80	£17.20	£1.50	£3.40	£4.40	£6.20	£9.80	£17.20	£2.00	20%	Mar-09
189	NORTH LINCOLNSHIRE	£1.60	£3.40	£5.20	£10.60	£19.60	£1.80	£2.40	£4.60	£6.80	£13.40	£24.40	£2.20	22.22%	Mar-11
190	OLDHAM	£1.80	£3.25	£5.20	£11.35	£21.40	£2.02	£1.60	£3.70	£6.10	£13.60	£25.90	£2.46	21.78%	Apr-11
191	PLYMOUTH	£2.50	£4.00	£5.20	£9.10	£15.70	£1.32	£3.00	£4.50	£5.70	£9.60	£16.20	£1.32	50p	Jul-08
192	POWYS	£3.40	£3.40	£5.20	£10.80	£19.80	£1.80	£4.00	£4.00	£6.20	£12.80	£23.80	£2.20	22%	May-11
193	REIGATE & BANSTEAD	£3.20	£3.20	£5.20	£11.00	£20.60	£1.81	£4.00	£4.00	£6.40	£13.60	£25.60	£2.39	25.17%	Jan-09
194	RENFREWSHIRE	£3.00	£3.80	£5.20	£9.40	£16.40	£1.39	£3.60	£4.40	£5.80	£10.00	£17.00	£1.39	60p	Dec-09
195	ROCHFORD	£2.80	£3.80	£5.20	£10.00	£19.80	£1.96*	£4.80	£5.80	£7.20	£12.00	£21.80	£1.96*	£2.00	Oct-08
196	SCOTTISH BORDERS	£2.10	£3.60	£5.20	£9.80	£17.80	£1.55	£2.60	£4.50	£6.40	£12.20	£21.90	£1.94	25%	Nov-10
197	SOUTH AYRSHIRE	£2.80	£3.30	£5.20	£10.90	£20.40	£1.90	£3.80	£4.30	£6.20	£11.90	£21.40	£1.90	£1	Apr-11
198	UTTLESFORD	£3.20	£3.20	£5.20	£10.20	£20.50	£1.91	£4.70	£4.70	£7.60	£16.20	£30.50	£2.86	50%	Jul-10
199	WEST SOMERSET	£2.00	£3.40	£5.20	£10.40	£19.20	£1.76	£3.00	£5.10	£7.80	£15.60	£28.80	£2.64	50%	Jun-07
200	WOLVERHAMPTON	£3.00	£3.70	£5.20	£9.90	£17.70	£1.56	£3.50	£4.20	£5.70	£10.40	£17.30	£1.56	50p	Feb-09
201	YNYS MON	£2.80	£2.80	£5.20	£12.40	£24.40	£2.40	£5.80	£5.80	£10.40	£24.80	£48.80	£4.80	100%	Apr-11
202	DARLINGTON	£2.50	£3.70	£5.14	£9.46	£16.66	£1.44	£3.00	£4.50	£6.30	£11.70	£20.70	£1.80	25%	Feb-08
203	BABERGH	£2.60	£3.70	£5.10	£9.30	£16.30	£1.40	£3.90	£5.55	£7.65	£13.95	£24.45	£2.10	50%	Nov-10
204	BROXBORNE	£2.90	£3.50	£5.10	£10.00	£18.20	£1.64	£4.35	£5.25	£7.65	£15.00	£27.30	£2.46	50%	Dec-10
205	CARLISLE	£2.50	£3.10	£5.10	£11.10	£21.10	£2.00	£3.50	£4.30	£6.80	£14.80	£28.30	£2.66	33%	Oct-10
206	EDEN	£2.30	£2.90	£5.10	£11.70	£22.70	£2.20	£3.45	£4.35	£7.65	£17.55	£34.05	£3.30	50%	Aug-08
207	FYLDE	£2.30	£3.50	£5.10	£9.70	£17.50	£1.54	£2.60	£4.20	£6.20	£12.00	£21.60	£1.92	24.59%	May-09
208	MID BEDFORDSHIRE	£3.00	£3.30	£5.10	£10.50	£19.50	£1.80	£4.50	£4.95	£7.65	£15.75	£29.25	£2.70	50%	Jun-08
209	NEWPORT	£3.00	£3.50	£5.10	£9.80	£17.70	£1.57	£4.00	£4.50	£6.10	£10.80	£18.70	£1.57	£1	Oct-10
210	NORTH WEST LEICESTER	£3.50	£3.50	£5.10	£9.90	£17.90	£1.60	£4.65	£4.65	£6.96	£13.28	£23.97	£2.13	33%	Apr-11
211	PERTH & KINROSS	£2.80	£3.60	£5.10	£9.60	£17.10	£1.50	£3.50	£4.50	£6.40	£12.00	£21.30	£1.87	24.66%	Nov-08
212	RYEDALE	£3.00	£3.40	£5.10	£10.20	£19.70	£1.70	£3.60	£4.00	£6.00	£12.00	£22.00	£2.00	17.65%	Apr-09
213	SOUTH BEDFORDSHIRE	£3.00	£3.30	£5.10	£10.50	£19.50	£1.80	£4.50	£4.95	£7.65	£15.75	£29.25	£2.70	50%	Jan-09
214	SOUTH STAFFORDSHIRE	£3.50	£3.50	£5.10	£9.90	£17.90	£1.60	£4.40	£4.40	£6.40	£12.40	£22.40	£2.00	25%	May-09
215	TRAFFORD	£2.00	£3.10	£5.10	£11.10	£21.10	£2.00	£2.66	£4.06	£6.76	£14.76	£28.06	£2.66	33%	Oct-08
216	WALSALL	£2.50	£3.60	£5.10	£9.60	£17.10	£1.50*	£3.25	£4.29	£5.85	£11.70	£21.45	1.95*	25%	Aug-08
217	WIGAN	£1.80	£3.20	£5.10	£10.50	£19.60	£1.81	£2.25	£4.05	£6.25	£13.05	£24.35	£2.26	24.36%	Mar-11
218	WORCESTER	£2.90	£3.30	£5.10	£9.90	£17.90	£1.60	£3.90	£4.50	£6.90	£13.50	£24.90	£2.25	40.63%	Jul-08
219	WYCOMBE	£2.20	£3.60	£5.10	£9.80	£17.50	£1.54	£2.75	£4.45	£6.45	£12.35	£22.05	£1.96	27.27%	Apr-11
220	CHERWELL	£2.00	£3.32	£5.08	£10.36	£19.16	£1.76	£2.30	£3.74	£5.66	£11.42	£21.02	£1.92	9.09%	Sep-08
221	SALFORD	£2.20	£3.52	£5.06	£9.90	£18.04	£1.61	£2.30	£3.90	£5.70	£11.50	£20.90	£1.89	17.39%	Jan-09
222	KINGS LYNN & W. NORFOLK	£3.40	£3.40	£5.05	£10.00	£18.25	£1.65	£5.10	£5.10	£7.65	£15.00	£27.45	£2.47	50%	Aug-10
223	SOUTH HOLLAND	£2.20	£3.55	£5.05	£9.55	£17.05	£1.50	£3.20	£5.00	£7.00	£13.00	£23.00	£2.00	33.33%	Oct-08
224	SWANSEA	£1.80	£3.30	£5.05	£10.30	£19.05	£1.75	£2.10	£3.90	£6.00	£12.30	£22.80	£2.10	20%	Oct-08
225	WEAR VALLEY	£2.53	£3.61	£5.05	£9.25	£16.21	£1.41	£3.11	£4.64	£6.68	£12.63	£22.49	£1.99	41.34%	Nov-08
226	BURY ST EDMUNDS	£3.20	£3.62	£5.02	£9.22	£16.22	£1.40	£4.80	£5.43	£7.53	£13.83	£24.33	£2.10	50%	Apr-08
227	BASILDON	£2.20	£3.40	£5.00	£10.00	£19.80	1.95*	£3.80	£5.00	£6.60	£11.60	£21.20	£1.95*	£1.60	Nov-08
228	DACORUM	£2.60	£3.40	£5.00	£9.80	£17.80	£1.60	£3.90	£5.10	£7.50	£14.70	£26.70	£2.40	50%	Apr-08
229	DAVENTRY	£1.80	£3.00	£5.00	£11.00	£21.00	£2.00	£2.20	£4.00	£7.00	£16.00	£31.00	£3.00	50%	Dec-07
230	DUNDEE **	£2.60	£3.60	£5.00	£9.20	£16.20	£1.41	£3.60	£4.60	£6.00	£9.80	£17.20	£1.41	£1	Nov-10
231	EAST RIDING	£2.20	£3.60	£5.00	£9.40	£16.80	£1.48	£2.40	£4.20	£6.20	£12.20	£21.80	£1.95	31.57%	Aug-08
2															

	COUNCIL	TARIFF ONE					RUNNING MILE	TARIFF TWO					RUNNING MILE	EXTRA for NIGHTS	START DATE
		FLAG	1 MILE	2 MILES	5 MILES	10 MILES		FLAG	1 MILE	2 MILES	5 MILES	10 MILES			
235	NEATH PORT TALBOT	£2.40	£3.00	£5.00	£11.00	£21.00	£2.00	£3.00	£3.92	£6.22	£13.12	£24.62	£2.30	15%	May-11
236	NORTH EAST LINCOLNSHIRE	£2.00	£3.50	£5.00	£9.50	£17.00	£1.50	£2.20	£4.10	£6.00	£11.70	£21.20	£1.90	26.66%	Sep-08
237	PETERBOROUGH	£3.30	£3.30	£5.00	£10.10	£16.50	£1.70	£3.30	£3.30	£5.00	£10.10	£16.50	£1.70	NIL	Jul-08
238	SHETLAND ISLANDS	£3.00	£3.40	£5.00	£9.80	£17.80	£1.60	£3.50	£4.00	£6.00	£12.00	£22.00	£2.00	20.00%	May-10
239	SOUTH BUCKINGHAM	£3.00	£3.00	£5.00	£10.25	£19.00	£1.75	£4.50	£4.50	£7.25	£15.25	£28.25	£2.63	50%	Aug-10
240	SOUTH LAKELAND	£3.00	£3.00	£5.00	£11.00	£21.00	£2.00	£4.50	£4.50	£7.50	£16.15	£31.50	£3.00	50%	May-10
241	SOUTH LANARKSHIRE(clydale)	£3.00	£3.00	£5.00	£11.00	£21.00	£2.00	£4.00	£4.00	£6.70	£14.70	£28.00	£2.67	33%	Oct-08
242	SOUTH NORTHANTS	£3.40	£3.40	£5.00	£9.80	£17.80	£1.80	£5.10	£5.10	£7.50	£10.35	£14.70	£2.40	50%	Oct-08
243	SUNDERLAND	£2.40	£3.60	£5.00	£9.00	£15.60	£1.33	£2.80	£4.40	£6.20	£11.40	£20.00	£1.72	29.27%	Dec-10
244	TEST VALLEY	£3.40	£3.40	£5.00	£9.80	£17.80	£1.60	£5.10	£5.10	£7.50	£14.70	£26.70	£2.40	50%	Mar-11
245	THANET	£3.00	£3.80	£5.00	£9.20	£16.20	£1.28	£4.00	£5.50	£7.00	£13.00	£22.60	£1.78	37.5%	Apr-07
246	WARWICK	£3.40	£3.40	£5.00	£9.80	£17.80	£1.60	£5.10	£5.10	£7.50	£14.70	£26.70	£2.40	50%	Apr-08
247	WEST LINDSEY	£2.60	£3.50	£5.00	£9.50	£17.00	£1.50	£3.60	£4.80	£6.80	£12.80	£22.80	£2.00	25%	Apr-11
248	WEST LOTHIAN	£2.20	£3.60	£5.00	£9.20	£16.20	£1.40	£2.60	£4.00	£5.40	£9.60	£16.60	£1.40	40p	Oct-08
249	WINDSOR & MAIDENHEAD	£2.60	£3.40	£5.00	£9.80	£17.80	£1.80	£3.90	£5.10	£7.50	£14.70	£26.70	£2.40	50%	Apr-06
250	WIRRAL	£2.80	£3.60	£5.00	£9.00	£15.80	£1.35	£3.30	£4.10	£5.70	£10.50	£18.70	£1.61	18.75%	Dec-10
251	WYCHAVON	£3.00	£3.40	£5.00	£10.00	£15.00	£1.60	£4.50	£5.10	£7.50	£15.00	£27.00	£2.40	50%	Mar-08
252	STOKE ON TRENT UA	£3.00	£3.30	£4.95	£9.90	£18.15	£1.65	£4.00	£4.40	£6.60	£13.20	£24.20	£2.20	33.33%	Oct-10
253	ANGUS	£3.00	£3.10	£4.90	£10.20	£19.00	£1.76	£3.30	£3.90	£5.80	£11.70	£22.20	£1.96	25%	Jul-10
254	CALDERDALE	£1.90	£3.00	£4.90	£10.80	£20.00	£1.89	£2.00	£3.50	£5.60	£12.10	£22.90	£2.75	13.33%	Feb-11
255	CASTLE MORPETH	£2.20	£3.50	£4.90	£9.00	£15.90	£1.38	£2.30	£3.90	£5.70	£10.80	£19.50	£1.73	25.49%	Jan-09
256	CHESTER-LE-STREET	£2.40	£3.40	£4.90	£9.40	£16.90	£1.50	£2.80	£4.40	£6.20	£11.60	£20.60	£1.80	12.50%	Dec-08
257	CLYDEBANK	£2.20	£3.20	£4.90	£10.00	£18.50	£1.70	£2.70	£3.70	£5.50	£10.90	£19.90	£1.80	5.88%	Aug-08
258	DURHAM	£2.50	£3.40	£4.90	£9.40	£16.90	£1.50	£3.00	£4.00	£5.90	£11.60	£21.10	£1.90	26.67%	Aug-08
259	FLINTSHIRE	£3.10	£3.10	£4.90	£9.70	£17.90	£1.63	£3.41	£3.41	£5.39	£10.67	£19.69	£1.79	10%	Sep-08
260	HALTON	£2.10	£3.30	£4.90	£9.30	£16.90	£1.50	£2.80	£4.40	£6.40	£12.40	£22.40	£2.00	33.33%	Aug-10
261	NORTH KESTEVEN	£2.00	£3.40	£4.90	£9.40	£16.90	£1.50	£3.00	£5.10	£7.35	£14.10	£25.35	£1.95	50%	Jun-08
262	NORTH NORFOLK	£3.00	£3.20	£4.90	£9.80	£18.10	£1.65	£4.50	£4.80	£7.30	£14.70	£27.10	£2.48	50.30%	Feb-11
263	ROSSENDALE	£2.50	£2.90	£4.90	£10.90	£20.90	£2.19	£3.75	£4.35	£7.35	£16.35	£31.35	£3.28	50%	Jul-08
264	STAFFORD	£2.50	£3.70	£4.90	£8.90	£16.50	£1.50	£3.75	£5.55	£7.35	£13.35	£24.75	£2.59	50%	Sep-08
265	WANSBECK	£1.90	£3.20	£4.90	£10.10	£18.70	£1.73	£2.40	£4.00	£6.20	£12.80	£23.80	£2.20	27.17%	Sep-08
266	REDDITCH	£2.78	£3.48	£4.88	£8.98	£15.88	£1.38	£4.03	£4.73	£6.13	£10.23	£17.13	£1.38	£1.25	Apr-11
267	ALLERDALE	£2.90	£2.90	£4.85	£10.70	£20.45	£1.95	£4.35	£4.35	£7.83	£16.53	£31.03	£2.92	50%	Mar-10
268	CEREDIGION	£2.60	£3.35	£4.85	£9.35	£16.85	£1.50	£3.00	£4.05	£6.15	£12.45	£22.95	£2.10	40%	Jan-08
269	EDINBURGH	£1.60	£3.10	£4.85	£9.85	£19.60	£1.66*	£2.70	£4.20	£5.95	£10.95	£20.70	£1.66*	£1.10	Jan-09
270	ASHFIELD	£3.00	£3.00	£4.80	£10.20	£19.20	£1.80	£4.00	£4.00	£6.20	£12.60	£23.40	£2.15	19.44%	Dec-10
271	BEDFORD	£3.20	£3.20	£4.80	£9.60	£17.60	£1.60	£4.20	£4.20	£5.80	£10.60	£18.60	£1.60	£1	May-08
272	BRECKLAND	£3.00	£3.00	£4.80	£10.20	£19.20	£1.80	£4.50	£4.50	£7.20	£15.30	£28.80	£2.70	50%	Feb-06
273	CAERPHILLY	£3.00	£3.00	£4.80	£10.20	£19.20	£1.80	£3.50	£3.50	£5.50	£11.50	£21.50	£2.00	11.11%	Aug-10
274	CLACKMANNAN	£1.80	£3.00	£4.80	£10.20	£19.20	£1.80	£2.40	£4.00	£6.40	£13.60	£25.60	£2.40	33%	Dec-08
275	CONWY	£2.60	£2.60	£4.80	£11.40	£22.40	£2.20	£3.90	£3.90	£7.20	£17.10	£33.60	£3.30	50%	Aug-08
276	DERWENTSIDE	£2.00	£3.20	£4.80	£9.60	£17.60	£1.60	£2.40	£3.80	£5.60	£11.00	£20.00	£1.80	12.50%	Aug-08
277	DONCASTER	£2.10	£3.30	£4.80	£9.30	£16.80	£1.50	£2.55	£3.40	£5.10	£10.20	£18.70	£1.70	13.33%	Oct-06
278	GATESHEAD	£2.00	£3.40	£4.80	£9.00	£16.20	£1.42	£2.50	£4.10	£5.90	£11.30	£20.10	£1.77	24.6%	Mar-11
279	HINCKLEY & BOSWORTH	£2.40	£3.20	£4.80	£9.60	£17.60	£1.60	£3.50	£4.70	£7.10	£14.30	£26.30	£2.40	50%	Aug-07
280	LICHFIELD	£3.00	£3.00	£4.80	£10.20	£19.20	£1.80	£4.50	£4.50	£7.00	£14.50	£27.00	£2.50	38.89%	Jan-09
281	LIVERPOOL	£2.00	£3.40	£4.80	£9.40	£15.00	1.52*	£2.50	£4.25	£6.00	£11.75	£18.75	£1.90*	25%	Nov-08
282	MACCLESFIELD	£2.60	£3.00	£4.80	£10.20	£19.20	£1.80	£3.90	£4.50	£7.20	£15.30	£28.80	£2.70	50%	Apr-06
283	MORAY	£3.00	£3.15	£4.80	£9.75	£18.00	£1.65	£4.50	£4.65	£6.30	£11.25	£19.50	£1.65	£1.50	Dec-10
284	NORTH TYNESIDE	£1.60	£3.20	£4.80	£10.00	£18.40	£1.70	£2.40	£4.20	£6.00	£11.80	£21.20	£1.90	25%	Dec-09
285	ORKNEY ISLANDS	£3.30	£3.30	£4.80	£9.30	£16.80	£1.50	£4.20	£4.20	£6.00	£11.40	£20.40	£1.80	20.00%	Apr-11
286	PRESTON	£2.00	£3.10	£4.80	£9.90	£18.40	£1.69	£2.70	£4.10	£6.10	£12.50	£23.30	£2.73	26.06%	Dec-10
287	RHONDDA CYNON TAFF	£3.30	£3.30	£4.80	£9.30	£16.80	£1.50	£3.70	£3.70	£5.40	£10.50	£19.00	£1.70	13.33%	Dec-08
288	ROTHERHAM	£2.50	£3.60	£4.80	£8.40	£14.40	£1.20	£2.50	£3.80	£5.20	£9.40	£16.40	£1.40	14.28%	Dec-07
289	SHROPSHIRE	£3.30	£3.30	£4.80	£9.30	£16.80	£1.50	£4.95	£4.95	£7.45	£14.95	£27.47	£2.50	66.66%	Apr-11
290	SOUTH RIBBLE	£1.80	£3.00	£4.80	£10.20	£19.20	£1.80	£2.70	£4.50	£6.90	£14.10	£26.10	£2.40	33.33%	Dec-08
291	TORFAEN	£3.50	£3.50	£4.80	£8.60	£14.90	£1.26	£4.20	£4.20	£5.85	£10.65	£18.60	£1.60	26.98%	Sep-08
292	TYNEDALE	£2.20	£3.20	£4.80	£9.60	£17.80	£1.61	£2.80	£3.80	£5.60	£11.20	£20.20	£1.83	13.66%	Aug-08
293	SANDWELL	£3.15	£3.15	£4.75	£9.15	£16.55	£1.47	£4.70	£5.00	£7.10	£13.70	£24.80	£2.21	50%	Dec-08
294	STAFFS MOORLANDS	£3.20	£3.20	£4.75	£9.40	£17.20	£1.50*	£3.10	£4.80	£7.35	£15.10	£26.10	£2.25	50%	Dec-08
295	BARNSELY	£3.10	£3.10	£4.70	£9.50	£17.50	£1.60	£3.80	£3.80	£5.40	£10.20	£18.20	£1.60	80p	Nov-10
296	BASSETLAW	£3.30	£3.30	£4.70	£8.90	£15.90	£1.40	£2.75	£4.55	£6.65	£12.95	£23.45	£2.10	50%	Jan-08
297	BOSTON	£2.00	£3.20	£4.70	£9.20	£16.70	£1.50	£2.80	£4.40	£6.50	£12.80	£23.30	£2.10	40%	Jul-08
298	CANNOCK CHASE	£2.30	£3.50	£4.70	£8.70	£15.50	£1.35	£3.45	£5.25	£7.05	£13.05	£23.25	£2.02	50%	Apr-09
299	EAST AYRSHIRE	£2.75	£2.75	£4.70	£10.40	£19.85	£1.89	£3.75	£3.75	£5.70	£11.40	£20.85	£1.89	£1	Dec-10
300	EAST CAMBRIDGESHIRE	£3.00	£3.00	£4.70	£9.80	£18.30	£1.70	£3.80	£3.80	£5.80	£11.80	£21.80	£2.00	17.65%	Jul-10
301	HYNDBURN	£2.50	£3.40	£4.70	£8.50	£14.80	£1.26	£3.00	£3.90	£5.20	£9.00	£15.30	£1.26	50p	May-08
302	STIRLING	£2.00	£2.90	£4.70	£10.10	£19.10	£1.80	£2.50	£3.70	£5.90	£12.70	£23.90	£2.25	25.53%	Jan-10
303	WARRINGTON	£2.30	£3.10	£4.70	£9.50	£17.20	£1.80	£2.80	£4.00	£6.40	£13.60	£30.40	£2.40	50%	Nov-09
304	CHESTERFIELD	£2.25	£3.15	£4.65	£9.15	£16.65	£1.50	£3.00	£4.20	£6.20	£12.20	£22.20	£2.00	33.33%	Jul-08
305	NORTH EAST DERBYSHIRE	£2.25	£3.15	£4.65	£9.15	£16.65	£1.50	£3.00	£4.20	£6.20	£12.20	£22.20	£2.00	33.33%	Jul-08
306	BARROW IN FURNESS	£2.00	£2.80	£4.60	£10.00	£19.00	£1.80	£3.00	£4.20	£6.90	£15.00	£28.50	£2.70	50%	Apr-08
307	BLASY	£2.80	£3.40	£4.60	£8.20	£14.20	£1.20	£3.10	£3.70	£4.90	£8.50	£14.50	£1.20	30p	Aug-07
308	BLYTH VALLEY	£2.00	£3.20	£4.60	£8.80	£15.80	£1.40	£2.40	£3.80	£5.40	£10.40	£18.80	£1.68	20.00%	Aug-08
309	CHORLEY	£2.20	£3.00	£4.60	£9.40	£17.40	£1.60								

	COUNCIL	TARIFF ONE					RUNNING	TARIFF TWO					RUNNING	EXTRA for	START
		FLAG	1 MILE	2 MILES	5 MILES	10 MILES	MILE	FLAG	1 MILE	2 MILES	5 MILES	10 MILES	MILE	NIGHTS	DATE
313	KINGSTON-UPON-HULL	£2.00	£3.30	£4.60	£8.50	£15.00	£1.30	£2.00	£3.60	£5.30	£10.30	£18.70	£1.68	29.23%	Jun-08
314	MELTON	£2.50	£3.20	£4.60	£8.80	£15.80	£1.40	£3.00	£4.00	£5.80	£11.30	£20.40	£1.83	30.71%	Dec-08
315	RICHMONDSHIRE	£2.35	£3.10	£4.60	£9.10	£16.45	£1.48	£3.40	£4.40	£6.40	£12.40	£22.20	£1.98	33%	Oct-09
316	ROCHDALE	£1.60	£2.80	£4.60	£10.00	£19.00	£1.80	£2.00	£3.75	£5.75	£12.50	£23.75	£2.25	25%	Jan-06
317	TAMESIDE	£2.00	£3.00	£4.60	£9.60	£17.80	£1.64	£2.50	£4.10	£6.10	£12.50	£23.30	£2.13	29.87%	Feb-08
318	WYRE FOREST	£2.50	£3.20	£4.60	£8.80	£15.80	£1.40	£3.75	£4.80	£6.90	£13.20	£23.70	£2.10	50%	May-08
319	Craven	£2.23	£3.03	£4.53	£9.03	£16.53	£1.49	£2.56	£3.56	£5.36	£10.76	£19.76	£1.79	20.13%	Oct-08
320	ALNWICK	£2.25	£3.00	£4.50	£9.00	£16.50	£1.50	£2.81	£3.89	£5.69	£11.27	£20.63	£1.87	25%	Jun-08
321	BADENOCH & STRATHSPEY	£2.50	£3.20	£4.50	£8.30	£14.70	£1.28	£3.00	£4.30	£6.10	£11.60	£20.80	£1.83	42.96%	Nov-09
322	BRIDGEND	£2.25	£3.00	£4.50	£9.00	£16.50	£1.50	£3.00	£3.90	£5.70	£11.10	£20.10	£1.80	20%	Dec-07
323	BURNLEY	£2.50	£2.90	£4.50	£9.30	£17.30	£1.60	£3.00	£3.60	£5.80	£12.40	£23.40	£2.20	37.50%	Jul-08
324	CAITHNESS (Highlands)	£2.50	£3.20	£4.50	£8.30	£14.70	£1.28	£3.00	£4.30	£6.10	£11.60	£20.80	£1.83	42.96%	Nov-09
325	ELLESMERE PORT	£2.00	£3.10	£4.50	£8.90	£16.10	£1.45	£2.50	£3.90	£5.70	£11.10	£20.20	£1.81	25%	Mar-08
326	INVERNESS (Highlands)	£2.50	£3.20	£4.50	£8.30	£14.70	£1.28	£3.00	£4.30	£6.10	£11.60	£20.80	£1.83	42.96%	Nov-09
327	LANCASTER	£2.30	£3.10	£4.50	£8.90	£16.30	£1.47	£3.30	£4.50	£6.60	£13.20	£24.30	£2.20	50%	Sep-08
328	LOCHABER (Highland)	£2.50	£3.20	£4.50	£8.30	£14.70	£1.28	£3.00	£4.30	£6.10	£11.60	£20.80	£1.83	42.96%	Nov-09
329	MANSFIELD	£2.40	£3.10	£4.50	£8.70	£15.70	£1.40	£3.10	£4.15	£6.10	£11.95	£21.70	£1.95	39.29%	Oct-08
330	MERTHYR TYDFIL	£3.00	£3.00	£4.50	£9.00	£16.50	£1.50	£4.00	£4.00	£6.20	£12.80	£23.80	£2.20	46.67%	Aug-08
331	NAIRN (Highlands)	£2.50	£3.20	£4.50	£8.30	£14.70	£1.28	£3.00	£4.30	£6.10	£11.60	£20.80	£1.83	42.96%	Nov-09
332	ROSS & CROMARTY (Hq/Inds)	£2.50	£3.20	£4.50	£8.30	£14.70	£1.28	£3.00	£4.30	£6.10	£11.60	£20.80	£1.83	42.96%	Nov-09
333	SKYE & LOCHALSH (Hq/lands)	£2.50	£3.20	£4.50	£8.30	£14.70	£1.28	£3.00	£4.30	£6.10	£11.60	£20.80	£1.83	42.96%	Nov-09
334	STOCKTON ON TEES	£2.50	£3.20	£4.50	£8.40	£14.80	£1.29	£2.80	£3.85	£5.80	£11.65	£21.25	£1.94	50.38%	Jun-08
335	SUTHERLAND (Highlands)	£2.50	£3.20	£4.50	£8.30	£14.70	£1.28	£3.00	£4.30	£6.10	£11.60	£20.80	£1.83	42.96%	Nov-09
336	BLACKBURN	£2.15	£2.95	£4.45	£8.95	£16.45	£1.50	£2.25	£3.25	£4.95	£10.05	£18.55	£1.70	13.33%	Jul-08
337	AMBER VALLEY	£2.60	£2.60	£4.40	£9.80	£18.80	£1.80	£3.90	£3.90	£6.60	£14.70	£28.20	£2.70	50%	Sep-06
338	DUMBARTON	£2.00	£2.80	£4.40	£9.20	£17.20	£1.60	£2.50	£3.40	£5.20	£10.80	£19.60	£1.80	12.5%	Apr-08
339	EAST NORTHANTS	£2.30	£3.00	£4.40	£8.40	£15.20	£1.35	£3.45	£4.50	£6.60	£12.60	£22.80	£2.02	50%	Nov-08
340	EAST RENFREW	£2.80	£2.90	£4.40	£8.60	£15.60	£1.40	£3.30	£3.40	£4.90	£9.10	£16.10	£1.40	50p	Aug-08
341	KIRKLEES	£2.00	£3.00	£4.40	£8.60	£15.50	£1.40	£2.50	£3.70	£5.50	£10.90	£19.90	£1.80	28.57%	Oct-06
342	NORTH AYRSHIRE	£2.50	£2.90	£4.40	£8.90	£15.20	£1.50	£3.00	£3.50	£5.30	£10.70	£19.70	£1.80	20%	Oct-10
343	OADBY & WIGSTON	£3.00	£3.00	£4.40	£8.80	£15.60	£1.40	£4.00	£4.00	£6.22	£11.77	£21.02	£1.86	33.00%	Sep-07
344	PENDLE	£3.00	£3.00	£4.40	£8.60	£15.60	£1.40	£3.50	£3.50	£5.00	£9.50	£17.00	£1.50	7.14%	Jan-08
345	REDCAR & CLEVELAND	£2.90	£2.90	£4.40	£8.90	£16.40	£1.50	£3.40	£3.40	£4.90	£9.40	£16.90	£1.50	50p	Jul-08
346	RUTHERGLEN	£2.20	£3.00	£4.40	£8.40	£15.00	£1.33	£2.80	£3.60	£5.00	£9.00	£15.60	£1.33	60p	Dec-08
347	SEFTON	£1.80	£3.00	£4.40	£8.40	£15.20	£1.35*	£2.00	£3.75	£5.50	£10.50	£19.00	£1.69*	25.19%	Oct-08
348	SOUTH TYNESIDE	£2.00	£3.00	£4.40	£9.00	£16.40	£1.49	£2.20	£3.80	£5.80	£10.80	£19.20	£1.71	14.77%	Nov-07
349	ST. HELENS	£1.40	£2.80	£4.40	£9.20	£17.20	£1.61	£1.50	£3.30	£5.40	£11.90	£22.80	£2.15	33.33%	Mar-11
350	WELLINGBOROUGH	£2.00	£3.00	£4.40	£8.60	£15.60	£1.40	£3.00	£4.50	£6.60	£12.90	£23.40	£2.10	50%	Dec-08
351	AYLESBURY VALE	£3.00	£3.00	£4.30	£8.20	£16.20	£1.30*	£3.75	£3.75	£5.45	£10.35	£20.25	£1.65	25%	Jul-10
352	BERWICK ON Tweed	£1.70	£3.00	£4.30	£8.20	£14.70	£1.30	£2.20	£3.50	£4.80	£8.70	£15.20	£1.30	50p	Jan-09
353	BLAENAU GWENT	£2.80	£2.80	£4.30	£8.80	£16.30	£1.50	£3.70	£3.70	£5.70	£11.70	£21.70	£2.00	25%	Apr-11
354	CONGLETON	£2.50	£2.50	£4.30	£9.70	£18.70	£1.80	£3.75	£3.75	£6.45	£14.55	£28.05	£2.70	50%	Apr-08
355	FALKIRK	£1.80	£2.70	£4.30	£9.20	£17.30	£1.63	£2.25	£3.25	£5.35	£11.45	£21.65	£2.04	25%	Feb-11
356	MIDDLESBROUGH	£2.80	£2.80	£4.30	£8.80	£16.30	£1.50	£2.80	£2.80	£4.30	£8.80	£16.30	£1.50	NIL	Jun-08
357	GEDLING	£3.10	£3.10	£4.27	£10.51	£20.91	£2.09	£3.88	£3.88	£5.32	£13.16	£26.12	£2.62	25%	Apr-11
358	DERBYSHIRE DALES	£2.75	£2.75	£4.25	£8.75	£16.25	£1.50	£4.13	£4.13	£6.38	£13.13	£24.38	£2.25	50%	Sep-07
359	VALE ROYAL	£2.50	£2.50	£4.25	£9.50	£18.25	£1.75	£3.60	£3.60	£6.10	£13.60	£26.10	£2.50	42.85%	Aug-10
360	FENLAND	£3.31	£3.31	£4.24	£8.89	£16.64	£1.55	£4.97	£4.97	£6.36	£13.34	£24.96	£2.33	50%	Apr-11
361	EAST DUNBARTONSHIRE	£2.00	£2.80	£4.20	£8.60	£15.80	£1.44	£3.50	£4.30	£5.70	£10.10	£17.30	£1.44	£1.50	Feb-11
362	INVERCLYDE	£2.20	£2.80	£4.20	£8.20	£15.00	£1.35	£2.30	£2.90	£4.30	£8.50	£15.40	£1.39	2.36%	Nov-10
363	KNOWSLEY	£1.80	£3.00	£4.20	£8.60	£16.80	£1.61*	£2.25	£3.75	£5.25	£10.75	£21.00	£2.01*	24.84%	Nov-08
364	NEWCASTLE-U-LYME	£2.20	£2.90	£4.20	£8.00	£14.30	£1.26	£3.00	£4.05	£5.70	£10.65	£18.90	£1.65	30.95%	Aug-08
365	NORTH LANARKSHIRE (south)	£1.80	£2.60	£4.20	£9.00	£17.00	£1.60	£2.80	£3.60	£5.20	£10.00	£18.00	£1.60	£1	Dec-08
366	TELFORD & WREKIN	£2.00	£3.00	£4.20	£7.80	£13.80	£1.20	£2.50	£4.00	£5.80	£11.20	£20.20	£1.50	25%	Feb-06
367	WEST LANCASHIRE	£2.30	£3.00	£4.20	£7.90	£13.90	£1.21	£2.90	£3.74	£5.18	£9.62	£13.90	£1.46	20.66%	Jul-08
368	WESTERN ISLES	£2.80	£2.92	£4.20	£8.04	£14.44	£1.28	£3.25	£3.65	£5.25	£10.05	£18.05	£1.60	25%	Apr-07
369	EASINGTON	£1.60	£2.72	£4.12	£8.18	£15.04	£1.37	£2.40	£4.08	£6.18	£12.27	£22.56	£1.83	33%	Feb-07
370	CORBY	£1.70	£2.60	£4.10	£8.50	£15.90	£1.48*	£2.55	£3.90	£5.15	£12.75	£23.85	£2.22*	50%	Nov-07
371	HAMILTON	£2.00	£2.80	£4.00	£8.00	£14.80	£1.33	£2.60	£3.40	£4.60	£8.60	£15.40	£1.33	60p	Mar-07
372	NORTH LANARKSHIRE (central)	£2.00	£2.40	£4.00	£8.80	£16.80	£1.60	£3.00	£3.40	£5.00	£9.80	£17.80	£1.60	£1	Dec-08
373	NORTH LANARKSHIRE (north)	£2.00	£2.40	£4.00	£8.40	£16.00	£1.50	£3.00	£3.40	£5.00	£9.40	£17.00	£1.50	£1	Dec-08
374				£4.00	£8.20	£15.20	£1.50	£2.00	£3.10	£4.70	£9.00	£17.50			
375	HARTLEPOOL	£2.00	£2.80	£3.60	£8.10	£10.30	£0.84	£2.00	£3.30	£4.80	£9.20	£16.50	£1.47	75%	Aug-08
376	SOUTH KESTEVEN	£1.50	£1.50	£3.30	£8.70	£17.70	£1.80	£2.25	£2.25	£4.95	£13.05	£26.55	£2.70	50%	Nov-08
377	BOLSOVER	£1.80	£1.80	£2.80	£5.80	£10.80	£1.00	£2.70	£2.70	£4.20	£8.70	£20.80	£1.50	50%	Oct-02
NATIONAL AVERAGES		£2.57	£3.49	£5.21	£10.36	£19.11	£1.73	£3.42	£4.63	£6.88	£13.66	£25.09	£2.27		
** DUNDEE objection lodged - going to Appeal process															
Shropshire UA has adopted a single fare structure for it 5 areas so we have removed North Shropshire / Oswestry / Shrewsbury / South Shropshire from the table															
The fifth area - Bridgenorth never had a taxi tariff.															

The Running mile shown in Italics means that the price distances set after the initial distance are not compatible with the meter drops (i.e. you can't show £1.37 per mile in 10p or 20p)
the Running mile shown with a * or ** means that the price distances set after the initial distance change again - either once * or twice**